


WIN TREASURE IN THIS BATTLE FOR SIGHT WORDS



FREE from Liz's Early Learning Spot

INSTRUCTIONS

This game is based on the old 'Sink the Ship' game, where you have to find the opponent's 'ships' to sink them. I've changed it from a sea battle to a Treasure Hunt and instead of using coordinates to find the chosen square I have individually numbered all the squares. This is for 3 reasons:

1. Young children can find the concept of coordinates quite difficult which can distract rather than add to the game.
2. It generally takes longer to find coordinates than a number which can take a child's focus off the sight words so that they're thinking more about the actual game board than the words.
3. Research has shown that dealing with the numbers in this format adds a side benefit of consolidating number sense.

The Set Up

- Download your free copy of Battling for Sight Word Treasures (obviously, you've already done this!).
- Print off the Find the Treasure game board - each child will need one copy.
- To make them re-usable laminate them or put them in plastic sheet protectors.
- They need to be folded in half so that the Find the Treasure section sits flat on the table and the My Treasure section points up in the air.
- Print off the Treasure Coins. There are 16 coins on the page so check how many you'll need before printing. For eg, if each child is focusing on 5 sight words they'll need 5 coins each.

The Treasure Coins

These can be managed a couple of different ways.

1. You can print off enough to write down every sight word you intend to teach then each time the children play they can choose coins from the Treasure Chest to focus on. Just cover a small container with brown and gold paper and it can become the Treasure Chest.

INSTRUCTIONS

2. You can laminate blank coins and keep (for example) 10-14 coins with each pair of Find the Treasure game boards to write their chosen words on with dry erase markers. Then when they've finished playing they can simply wipe the coins clean again so they're ready for next time. Storing 2 game boards and the coins in a ziploc bag will keep them together nicely.
3. Children can keep their own store of coins, gradually increasing the number as they work through specific sight words.

Engaging in the Battle for Sight Word Treasures

1. Each child chooses the sight words they want to use in the game. I suggest each pair agree upon how many there will be.
2. They either find those sight word coins or write their chosen words on their coins making sure their partner doesn't see and place them face down on the table, perhaps hiding them under the game board.
3. They write their chosen words on their My Treasure grid, again keeping it secret.
4. They then take it in turns to call out a number. If the space is empty they say 'there's no treasure there' or they could say 'aaarhh...no' like a pirate. The other child then crosses out that space so they remember it's blank. If there is a letter there they need to say the letter so their partner can write it in the correct space.
5. When a whole word is discovered on their Find the Treasure grid they need to say the word and then be given that Treasure Coin for the word they've found. The children should decide whether each whole word needs to be discovered completely by saying each number, or whether they can take a guess once they've got some clues. For eg, if they've uncovered 'ere' they may be able to guess 'here.' To stop them guessing everything too quickly they could forfeit a turn or lose the chance of winning that coin altogether if they guess incorrectly. After all, 'here' could have been 'there.'

INSTRUCTIONS

- The winner is the one who collects all their partner's Treasure Coins first.

Additional Bits

A note with numbers: if your kids are still learning their numbers above ten it's perfectly fine for them to say '3 and 2' for 32 as it will help them understand tens and ones and how they fit together on a number line.

Too many squares?: If you want a smaller grid so kids can focus on fewer words just have them cover up part of the grid. For eg, cover up the right half and only have the left half of the grid exposed, or cover the top 2 rows so the numbers only go to 30.


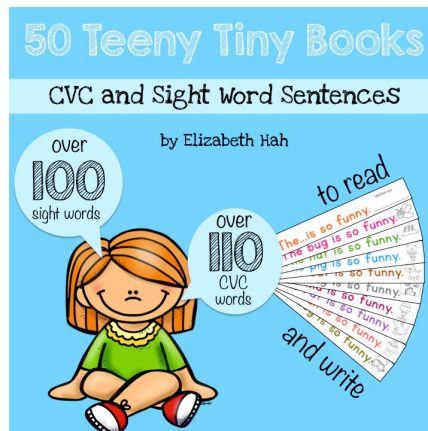

Sight Words: If you're not sure about sight words skip over to This Reading Mama. I love this post she wrote taking about phonics and sight words.

I hope you can make use of this game and that your kids love it!

I wish you happy teaching and learning.

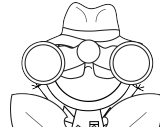
Liz

If you're looking for more sight word fun you might enjoy these products:





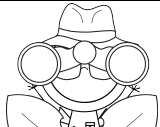
MY TREASURE!



41	42	43	44	45	46	47	48	49	50
31	32	33	34	35	36	37	38	39	40
21	22	23	24	25	26	27	28	29	30
11	12	13	14	15	16	17	18	19	20
1	2	3	4	5	6	7	8	9	10



FIND THE TREASURE!



41	42	43	44	45	46	47	48	49	50
31	32	33	34	35	36	37	38	39	40
21	22	23	24	25	26	27	28	29	30
11	12	13	14	15	16	17	18	19	20
1	2	3	4	5	6	7	8	9	10

The graphics in this pack are by
Scrappin' Doodles and myself.



I hope your children really enjoy this
Battling for Sight Words activity!

If you have any questions, comments or
concerns please contact me at
lizsearlylearningspot@gmail.com

For single classroom or personal use only.
Please do not give away to others but
direct them to my website to download.
www.lizs-early-learning-spot.com

If you need to find this blog post
again it's right here!

Elizabeth Hah © 2014

Use the links below if you're interested in checking out
more of my teaching/learning materials.

Teachers Pay
Teachers

Teacher's
Notebook

© 2014 Elizabeth Hah. All rights reserved. Purchase of this unit entitles the purchaser the right to reproduce the pages in limited quantities for classroom use only. Duplication for an entire school, an entire school system or commercial purposes is strictly forbidden without written permission from the publisher. Elizabeth Hah, lizhah66@gmail.com

Copying **any** part of this product and placing it on the Internet in any form (even a personal/ classroom website) is strictly forbidden and is a violation of the Digital Millennium Copyright Act (DMCA). These items can be picked up in a google search and then shared worldwide for free.